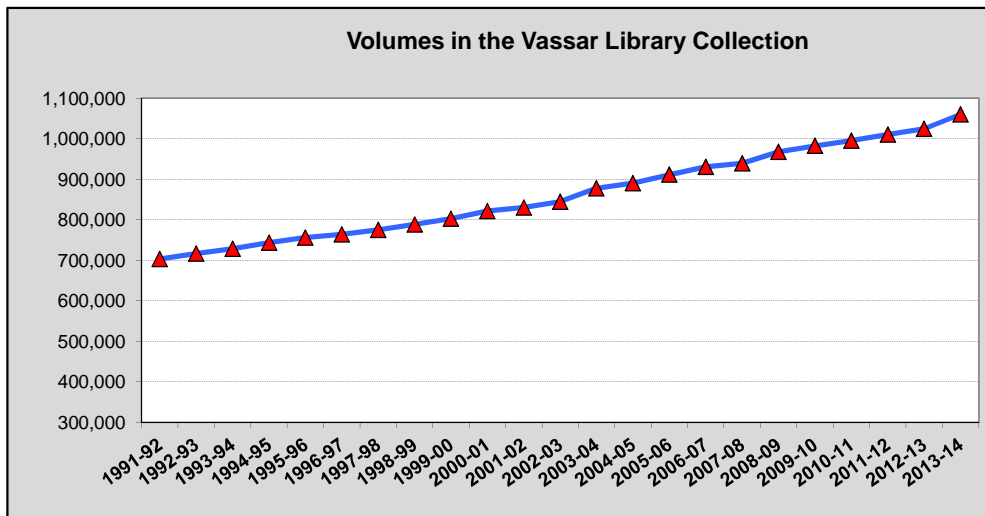
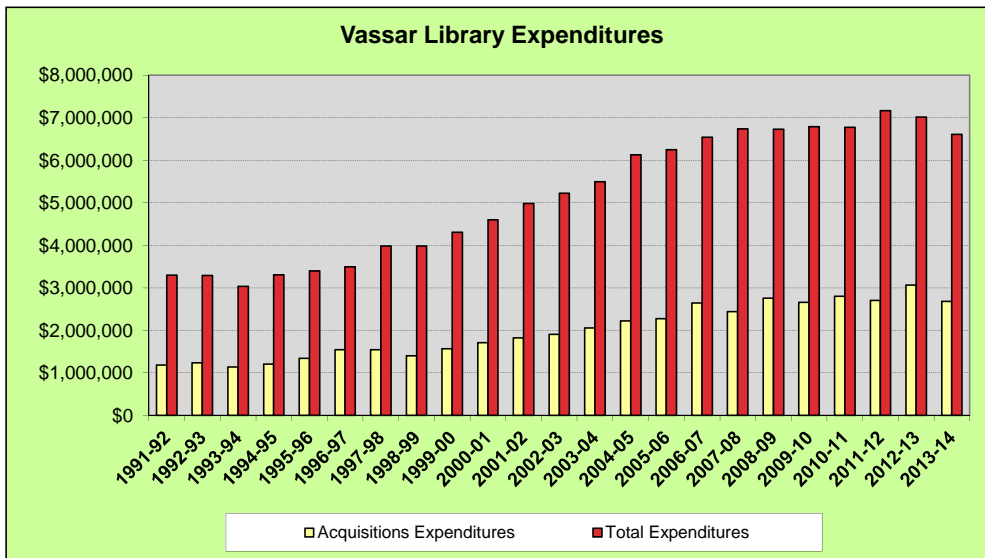


Library Expenditures and Collection Size

	<u>2004-05</u>	<u>2005-06</u>	<u>2006-07</u>	<u>2007-08</u>	<u>2008-09</u>
Acquisitions Expenditures	\$2,225,058	\$2,274,790	\$2,645,125	\$2,437,692	\$2,756,816
Total Expenditures	\$6,131,090	\$6,251,678	\$6,542,161	\$6,740,847	\$6,728,288
Acquisitions as % of Total	36.3%	36.4%	40.4%	36.2%	41.0%
Volumes in Collection	890,304	911,409	930,661	939,351	967,820

	<u>2009-10</u>	<u>2010-11</u>	<u>2011-12</u>	<u>2012-13</u>	<u>2013-14</u>
Acquisitions Expenditures	\$2,661,912	\$2,802,415	\$2,707,465	\$3,062,546	\$2,678,990
Total Expenditures	\$6,787,416	\$6,779,237	\$7,166,911	\$7,016,075	\$6,611,676
Acquisitions as % of Total	39.2%	41.3%	37.8%	43.7%	40.5%
Volumes in Collection	982,552	995,578	1,010,770	1,024,638	1,060,248

*Note: Data taken from the annual Oberlin Group Library Survey where possible.

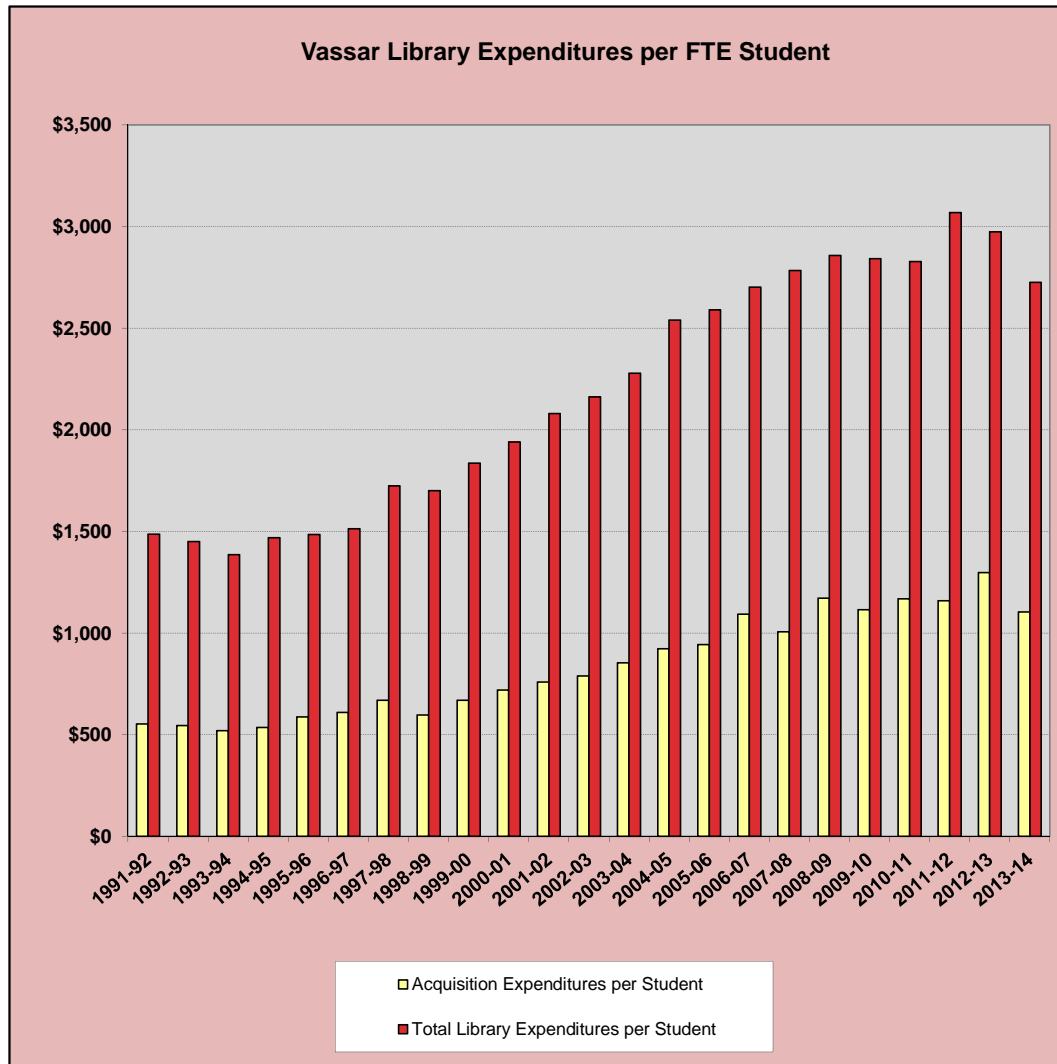


Library Expenditures per FTE Student

	<u>2004-05</u>	<u>2005-06</u>	<u>2006-07</u>	<u>2007-08</u>	<u>2008-09</u>
Acquisition Expenditures per Student	\$922	\$942	\$1,092	\$1,006	\$1,171
Total Library Expenditures per Student	\$2,539	\$2,590	\$2,701	\$2,783	\$2,858

	<u>2009-10</u>	<u>2010-11</u>	<u>2011-12</u>	<u>2012-13</u>	<u>2013-14</u>
Acquisition Expenditures per Student	\$1,114	\$1,169	\$1,159	\$1,298	\$1,104
Total Library Expenditures per Student	\$2,842	\$2,828	\$3,068	\$2,974	\$2,725

*Note: Data taken from the annual Oberlin Group Library Survey where possible.




Library Acquisitions Budget, Expenditures, and Collection Size Academic Years 2013-14 and 2014-15

<u>Peer College</u>	<i>Acquisitions Budget*, Year 2014-15, Per FTE Student</i>	<i>Total Library Expenditures, Year 2013-14, Per FTE Student</i>	<i>Total Collection Size (Volumes)</i>
Peer 20	#N/A	\$3,541	1,591,769
Peer 4	#N/A	\$1,889	220,490
Peer 3	#N/A	\$3,063	1,079,521
Peer 7	#N/A	\$3,218	967,747
Peer 6	#N/A	\$2,618	627,344
Peer 10	#N/A	\$1,947	917,380
Peer 14	#N/A	\$1,644	728,374
Peer 5	#N/A	\$1,714	473,897
Peer 16	#N/A	\$2,049	656,238
Peer 1	#N/A	\$3,011	486,651
Peer 8	#N/A	\$1,862	811,551
Peer 21	#N/A	\$1,677	1,325,560
Peer 9	#N/A	\$2,489	1,490,666
Peer 13	#N/A	\$3,304	1,121,422
Peer 17	#N/A	\$2,787	899,755
Peer 19	#N/A	\$1,494	1,075,799
Peer 2	#N/A	\$1,946	637,127
V A S S A R	\$1,065	\$2,725	1,060,248
Peer 18	#N/A	\$1,974	1,111,888
Peer 11	#N/A	\$2,502	1,622,871
Peer 12	#N/A	\$2,964	819,122
Group Average:	#N/A	\$2,401	939,306
Vassar as % of Grp Avg:	#N/A	113%	113%

Data source: Annual Oberlin College Library Survey (which does not permit public identification of peer school data by name of college). Peer colleges include:

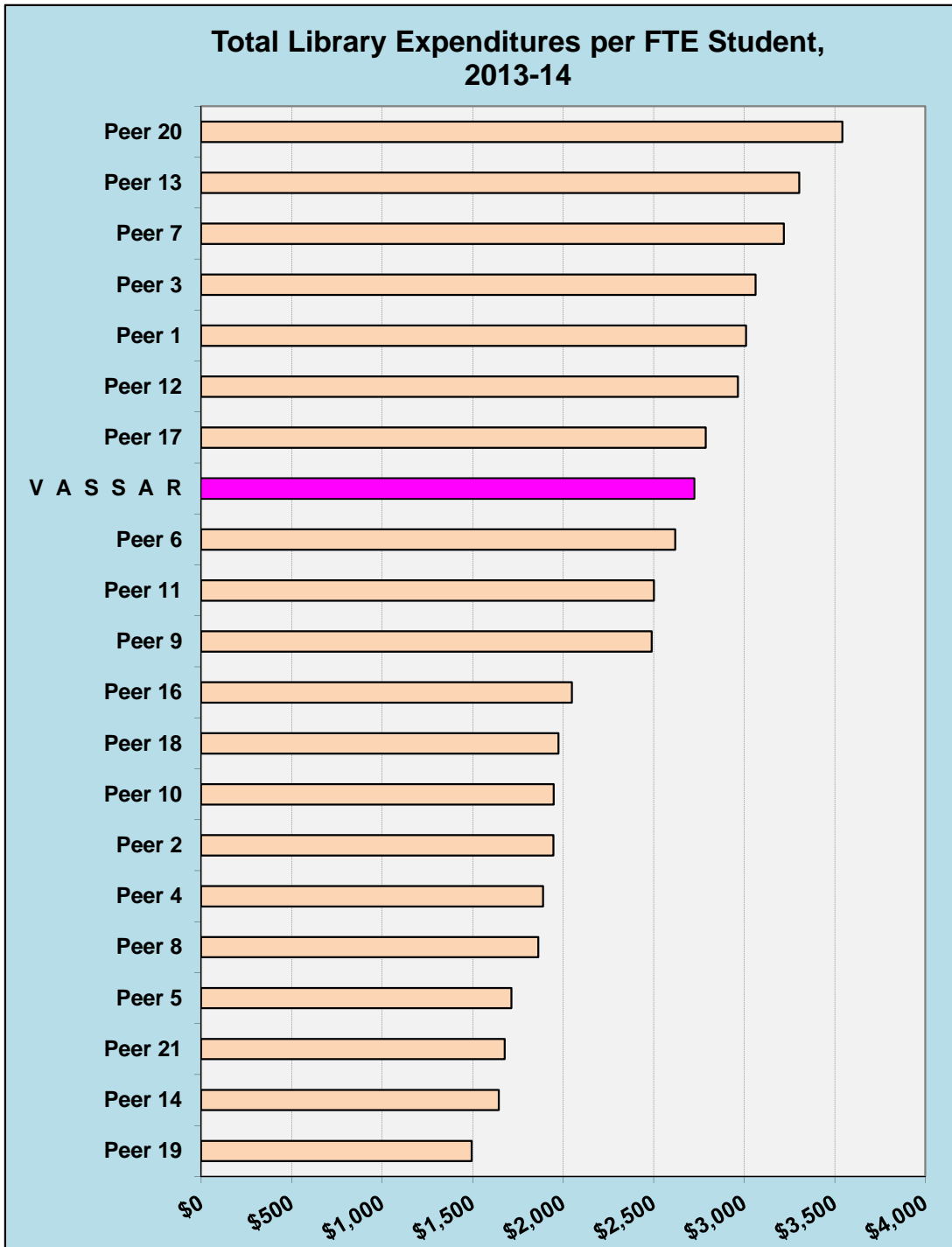
Amherst, Barnard, Bowdoin, Bryn Mawr, Colby, Colgate, Connecticut College, Franklin & Marshall, Hamilton, Haverford, Middlebury, Mt. Holyoke, Oberlin, Smith, Swarthmore, Trinity (CT), Union, Wellesley, Wesleyan, and Williams.

* Oberlin Library Survey did not collect acquisitions budget data, 2014-15



Data source: Annual Oberlin College Library Survey (which does not permit public identification of peer school data by name of college).

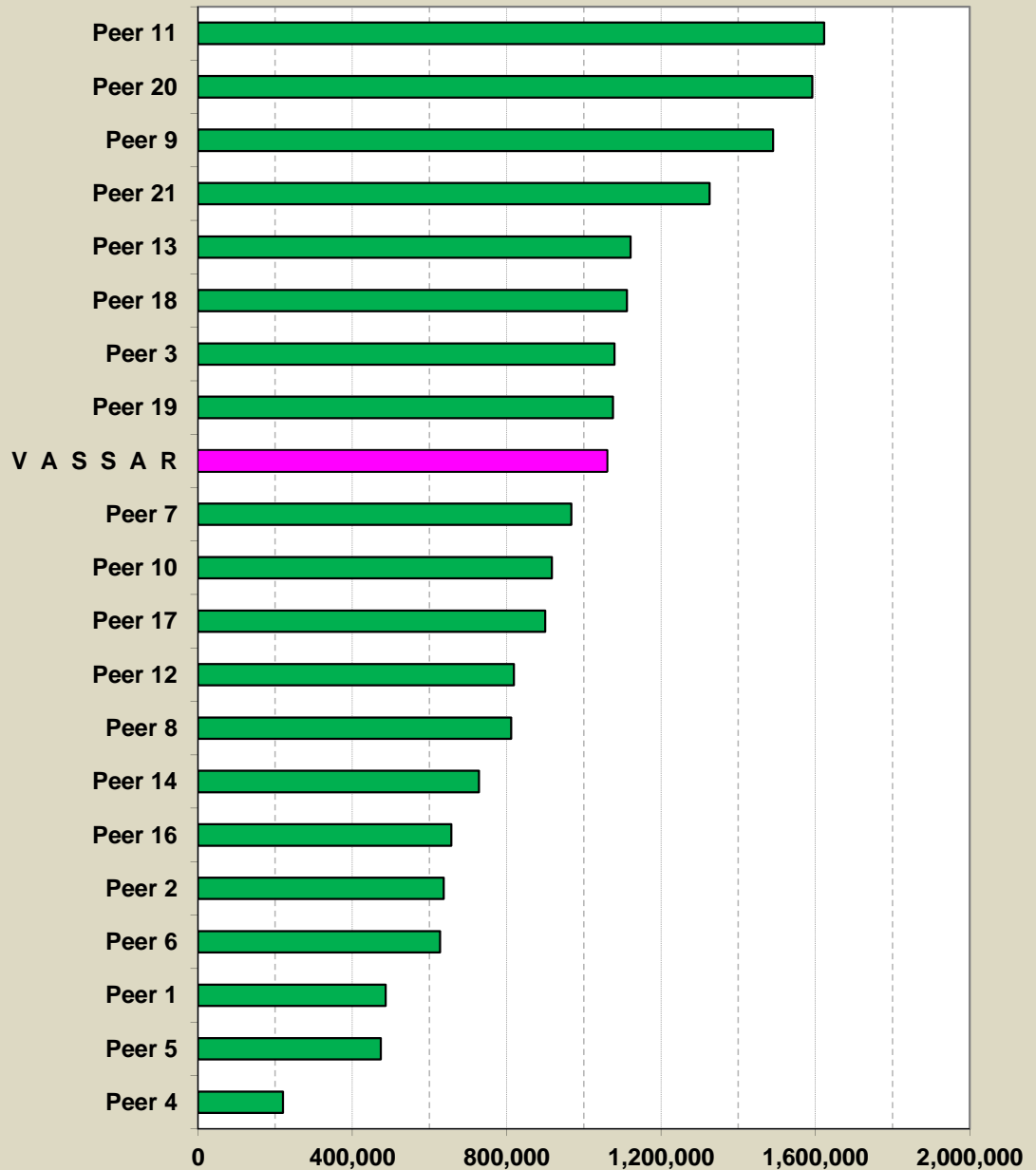
* Oberlin Library Survey did not collect acquisitions budget data, 2014-15



Data source: Annual Oberlin College Library Survey (which does not permit public identification of peer school data by name of college). Peer colleges include:

Amherst, Barnard, Bowdoin, Bryn Mawr, Colby, Colgate, Connecticut College, Franklin & Marshall, Hamilton, Haverford, Middlebury, Mt. Holyoke, Oberlin, Smith, Swarthmore, Trinity (CT), Union, Wellesley, Wesleyan, and Williams.

Total Library Collection: Number of Volumes, 2013-14



Data source: Annual Oberlin College Library Survey (which does not permit public identification of peer school data by name of college). Peer colleges include:

Amherst, Barnard, Bowdoin, Bryn Mawr, Colby, Colgate, Connecticut College, Franklin & Marshall, Hamilton, Haverford, Middlebury, Mt. Holyoke, Oberlin, Smith, Swarthmore, Trinity (CT), Union, Wellesley, Wesleyan, and Williams.

Oberlin Library Survey Statistics, 2014-15
Library Staffing - Total FTE Employees

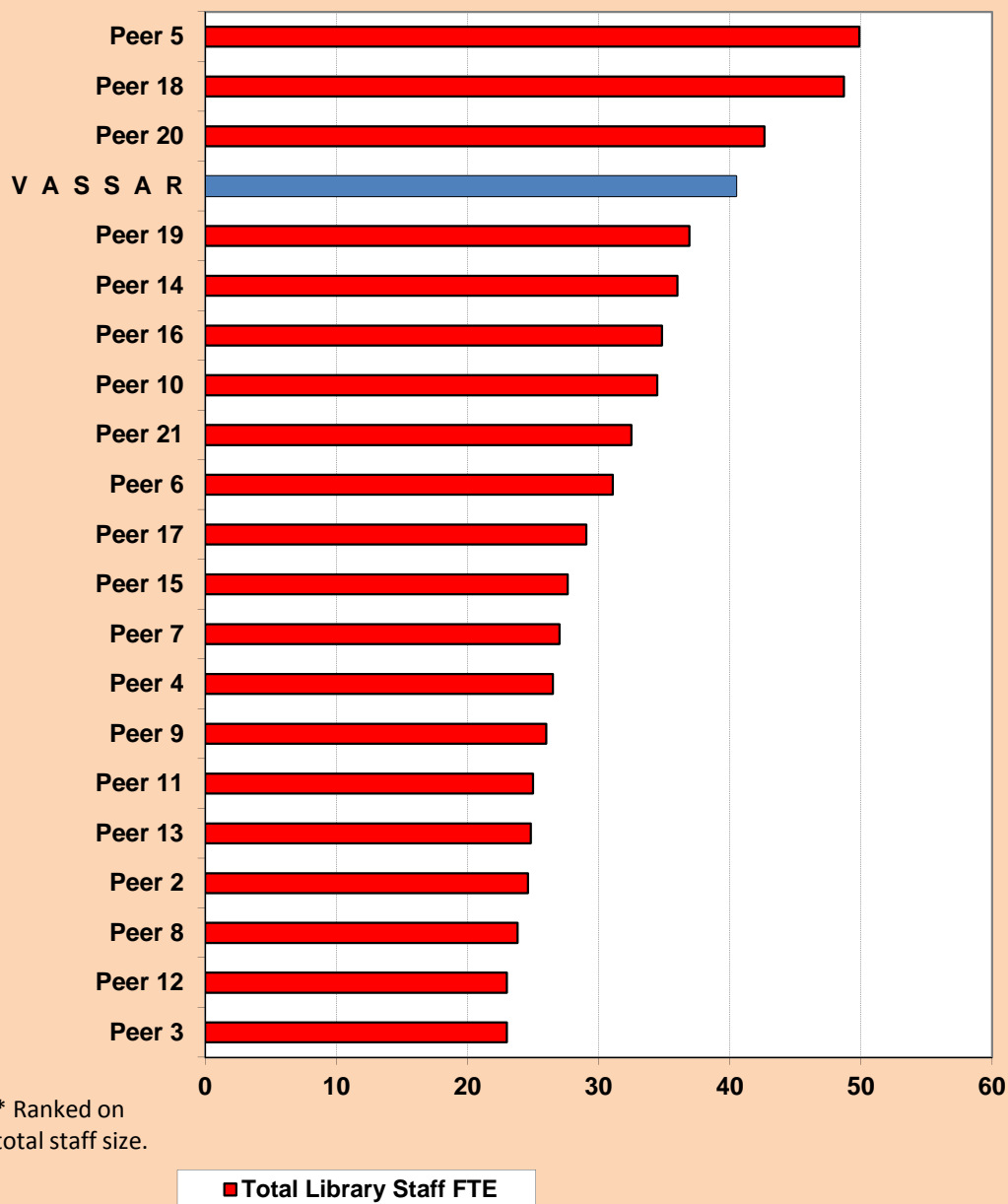
<u>Peer College</u>	<u>Librarians *</u>	<u>Other Professionals *</u>	<u>Support Staff *</u>	<u>Total Library Staff FTE</u>
Peer 14	#N/A	#N/A	#N/A	36.00
Peer 4	#N/A	#N/A	#N/A	26.50
Peer 6	#N/A	#N/A	#N/A	31.06
Peer 15	#N/A	#N/A	#N/A	27.64
Peer 8	#N/A	#N/A	#N/A	23.82
Peer 19	#N/A	#N/A	#N/A	36.90
Peer 3	#N/A	#N/A	#N/A	23.00
Peer 11	#N/A	#N/A	#N/A	25.00
Peer 21	#N/A	#N/A	#N/A	32.50
Peer 2	#N/A	#N/A	#N/A	24.60
Peer 10	#N/A	#N/A	#N/A	34.46
Peer 13	#N/A	#N/A	#N/A	24.83
Peer 18	#N/A	#N/A	#N/A	48.70
Peer 5	#N/A	#N/A	#N/A	49.87
Peer 17	#N/A	#N/A	#N/A	29.05
Peer 9	#N/A	#N/A	#N/A	26.00
Peer 7	#N/A	#N/A	#N/A	27.00
V A S S A R	#N/A	#N/A	#N/A	40.48
Peer 12	#N/A	#N/A	#N/A	23.00
Peer 16	#N/A	#N/A	#N/A	34.83
Peer 20	#N/A	#N/A	#N/A	42.64
Group Average:	#N/A	#N/A	#N/A	31.80
<u>Difference:</u>				
Vassar - Average	#N/A	#N/A	#N/A	8.68
Vassar Staffing as Percent of Average	#N/A	#N/A	#N/A	127%

* Detailed library staff personnel FTE data were not collected by the Oberlin Library Survey this year.

Data source: Annual Oberlin College Library Survey (which does not permit public identification of peer school data by name of college). Peer colleges include:

Amherst, Barnard, Bowdoin, Bryn Mawr, Colby, Colgate, Connecticut College, Franklin & Marshall, Hamilton, Haverford, Middlebury, Mt. Holyoke, Oberlin, Smith, Swarthmore, Trinity (CT), Union, Wellesley, Wesleyan, and Williams.

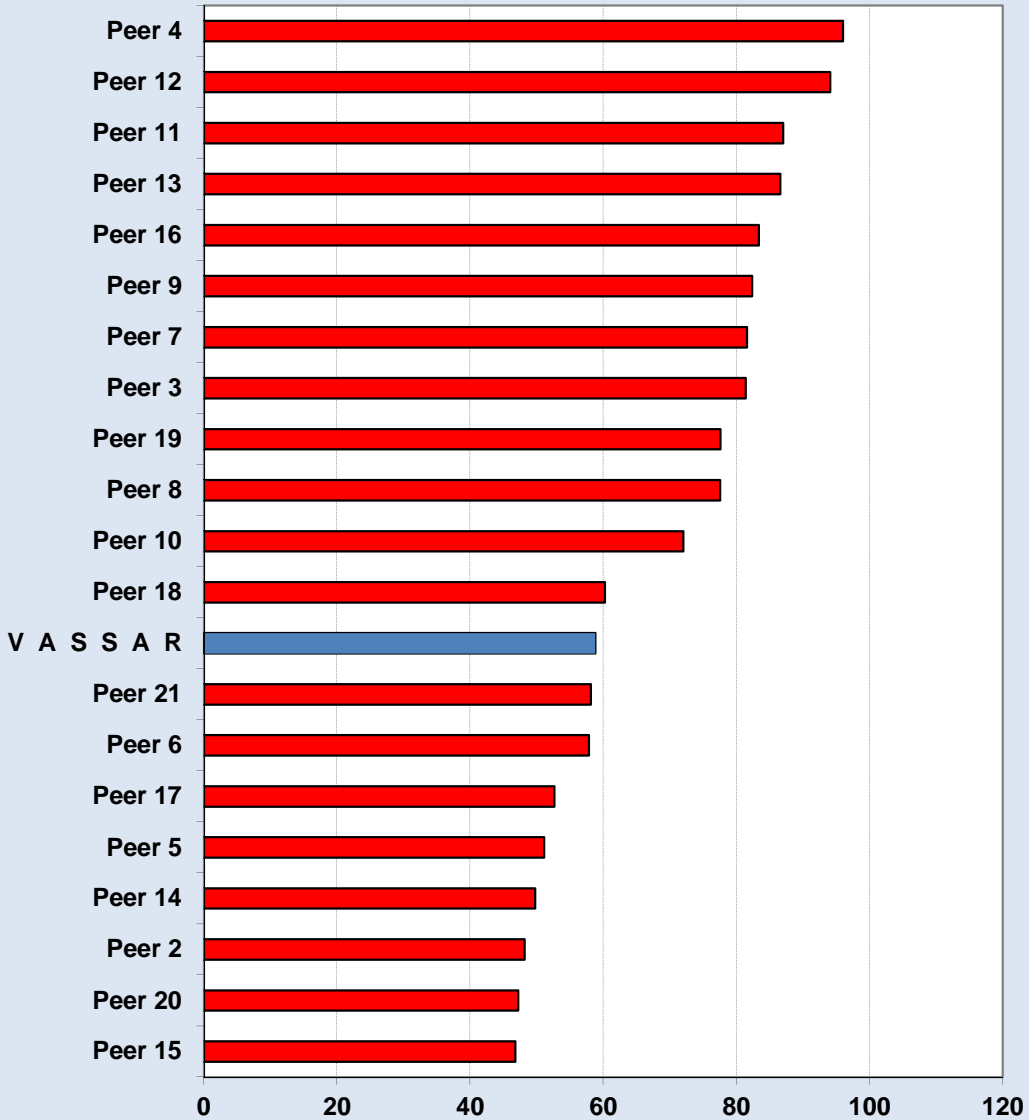
Library Staffing - Total FTE Employees, 2014-15



Data source: Annual Oberlin College Library Survey (which does not permit public identification of peer school data by name of college). Peer colleges include:

Amherst, Barnard, Bowdoin, Bryn Mawr, Colby, Colgate, Connecticut College, Franklin & Marshall, Hamilton, Haverford, Middlebury, Mt. Holyoke, Oberlin, Smith, Swarthmore, Trinity (CT), Union, Wellesley, Wesleyan, and Williams.

**Library Staffing Adjusted for Institutional Size:
Student FTE Enrollment per FTE Library Staff,
2014-15**



* Ranked on
Students per
FTE staff

Data source: Annual Oberlin College Library Survey (which does not permit public identification of peer school data by name of college).

* Detailed library staff personnel FTE data were not collected by the Oberlin Library Survey this year.